

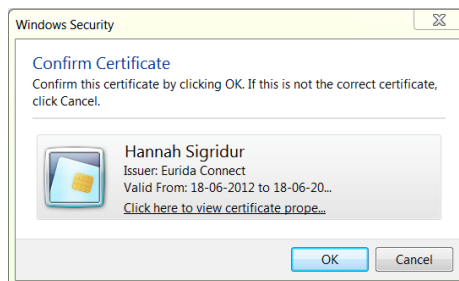
How to access MyPSAM Reporting Portal



After connecting the Card reader and Chip card received from Nets, please access following web-page:

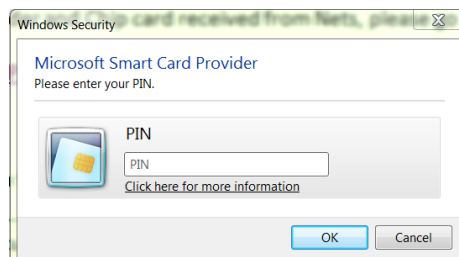
<https://reporting.nets.eu/MyPSAM>

You will now be prompted with this log in screen:



Press OK.

You will now be asked to key in the PIN code! (received in a separate envelope from Nets).



Key in the PIN code and press OK.

You will now get the web-site on your screen, and in the top line you will find this dialogue box:



If you choose “Psam list”:



PSAM LIST

Search criteria

Merchant no. NETS.KANTINEN a - 1200658

Psam state

Search

Screen Excel CSV

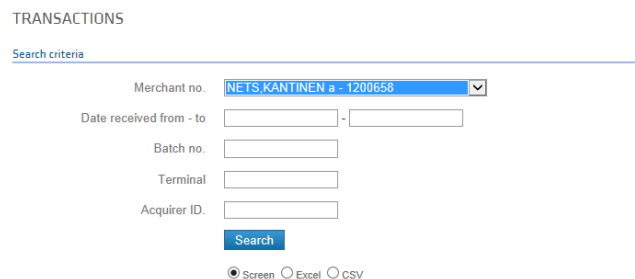
Merchant No.....: If you have several Merchant numbers available, then you will be able to select the TOF No. you want to see.

PSAM state.....: You can select which PSAMs you want to see depending on their status:

| |
|---------|
| State: |
| (all) |
| Active |
| Blocked |
| Deleted |

You can chose whether you want the list showed on screen or exported to Excel or CSV.

If you chose “ PSAM transactions:



TRANSACTIONS

Search criteria

Merchant no. NETS.KANTINEN a - 1200658

Date received from - to

Batch no.

Terminal

Acquirer ID.

Search

Screen Excel CSV

Merchant No.....: If you have several Merchant numbers available, then you will be able to select the TOF No. you want to see.

Date received from – to: Key in the dates from when to when you want the transactions.

and

Key in the Batch No. you want the transactions for (if you want the search limited to a batch)

or/and

key in the Terminal you want the transactions for (if you want the search limited to one terminal)

or/and

key in the Acquirer ID you want the transactions for (if you want the search limited to one acquirer)

If you chose " Psam Acq Agreement"

PSAM ACQUIRER AGREEMENTS

Search criteria

Merchant no.

Screen Excel CSV

You will be able to see which cards the PSAM are able to receive.

In general:

When you get data on your screen, the columns are sortable:

Results

Display records per page.

Search

| Nbr. | Card no. | Card Org. Code | Trans. currency? | Amount | Merch. currency? | Amount | Date received | Purchase time | STAN | Transaction type | Message type | Batch no. | Terminal | Psam Serial no. | Customer ref. | DCC Currency | DCC Amount |
|------|-----------------|----------------|------------------|--------|------------------|--------|---------------|------------------|--------|------------------|--------------|--------------|----------|-----------------|---------------|--------------|------------|
| 1 | 457161*****4291 | DK | DKK | 8.50 | DKK | 8.50 | 2014.07.01 | 2014.06.30 07.49 | 008836 | 00 | Retrieval | 003504000140 | 07003504 | 437166 | | | |
| 2 | 457144*****8227 | DK | DKK | 8.50 | DKK | 8.50 | 2014.07.01 | 2014.06.30 07.53 | 008838 | 00 | Retrieval | 003504000140 | 07003504 | 437166 | | | |
| 3 | 457172*****9852 | DK | DKK | 8.50 | DKK | 8.50 | 2014.07.01 | 2014.06.30 07.53 | 008840 | 00 | Retrieval | 003504000140 | 07003504 | 437166 | | | |
| 4 | 457131*****2650 | DK | DKK | 8.50 | DKK | 8.50 | 2014.07.01 | 2014.06.30 07.56 | 008842 | 00 | Retrieval | 003504000140 | 07003504 | 437166 | | | |
| 5 | 457131*****2650 | DK | DKK | 8.50 | DKK | 8.50 | 2014.07.01 | 2014.06.30 07.56 | 008844 | 00 | Retrieval | 003504000140 | 07003504 | 437166 | | | |
| 6 | 457181*****3614 | DK | DKK | 8.50 | DKK | 8.50 | 2014.07.01 | 2014.06.30 07.57 | 008846 | 00 | Retrieval | 003504000140 | 07003504 | 437166 | | | |
| 7 | 457191*****7080 | DK | DKK | 8.50 | DKK | 8.50 | 2014.07.01 | 2014.06.30 08.01 | 008848 | 00 | Retrieval | 003504000140 | 07003504 | 437166 | | | |
| 8 | 501931*****0541 | DK | DKK | 6.00 | DKK | 6.00 | 2014.07.01 | 2014.06.30 08.02 | 008850 | 00 | Retrieval | 003504000140 | 07003504 | 437166 | | | |
| 9 | 457122*****0372 | DK | DKK | 9.00 | DKK | 9.00 | 2014.07.01 | 2014.06.30 08.03 | 008852 | 00 | Retrieval | 003504000140 | 07003504 | 437166 | | | |
| 10 | 457144*****0529 | DK | DKK | 5.00 | DKK | 5.00 | 2014.07.01 | 2014.06.30 08.04 | 008856 | 00 | Retrieval | 003504000140 | 07003504 | 437166 | | | |

Showing 1 to 10 of 161 records

If you click here the column will be sorted ascending or descending. (possible for all columns)

Show/hide columns:

Show / hide columns

- Nbr.
- Card Org. Code
- Card Org. Name
- Acquirer ID.
- Acquirer
- Restore original

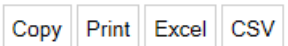
You can decide which columns you want to see.

Search:

Search

You can search in all data showed on screen.

Export data:



You can export the data on screen.

Remarks:

The maximum number of transactions that can be extracted is 3000.

Our experience is that most browsers will have problems showing more than 2500-3000 transactions, so we suggest you limit your selections as much as possible.

Extraction to Excel or CSV works fine – but will show maximum 3000 transactions at a time.

Blocked PIN code (after 3 unsuccessful attempts)

To be able to unblock the PIN code, you will need a small application to be installed on your PC and the Administrator code, which was sent to you with your PIN-code.

The software can be downloaded here:

<http://www.nets.eu/dk-da/Service/datakommunikation/chipkort-loesning>